

Military License Plate Application

Military members, veterans, and spouses or family members can apply for a military license plate. For fee information, contact any vehicle licensing office or visit dol.wa.gov.

To get service award or veterans remembrance emblems use form TD-420-075, [Veteran/Military Service Award Emblem Application](#).

Step 1-Owner/Vehicle Information				
PRINT or TYPE Name of registered owner			Claim # or Social Security # (DAV applicants only)	
Mailing address (Street address or PO Box)		City	State	ZIP code
10-digit daytime phone number		Email		
Current WA license plate	Tab expiration: Mo/Year	Vehicle identification number (VIN)	Year	Make
Vehicle plate type <input type="checkbox"/> Car or truck <input type="checkbox"/> Motorcycle <input type="checkbox"/> Trailer plate–large <input type="checkbox"/> Trailer plate–small				
Step 2-Select a Plate				
Plate type (Plates with an * are not available as trailer plates)	What supporting documents do I need to provide?		Where can I get the plate?	Personalize the plate?
<input type="checkbox"/> Gold Star* <input type="checkbox"/> Tab only	Letter from WA State Dept of Veteran Affairs (dva.wa.gov)		Special Plate Unit	Yes
<input type="checkbox"/> Medal of Honor* <input type="checkbox"/> Tab only	DD214 or letter from U.S. Dept of Veteran Affairs (www.va.gov)		Special Plate Unit	No
<input type="checkbox"/> Disabled American veteran* <input type="checkbox"/> Tab only	Rating letter from U.S. Dept of Veteran Affairs (www.va.gov)		Special Plate Unit	No
<input type="checkbox"/> Former prisoner of war* <input type="checkbox"/> Tab only	DD214 or letter from U.S. Dept of Veteran Affairs (www.va.gov)		Special Plate Unit	No
<input type="checkbox"/> Purple Heart*	Copy of DD214		Special Plate Unit	Yes
<input type="checkbox"/> Military Affiliate Radio System* (MARS)	Copy of MARS license		Special Plate Unit	No
<input type="checkbox"/> Pearl Harbor survivor*	Copy of DD214		Vehicle licensing office or Special Plate Unit	No
<input type="checkbox"/> Armed Forces – U.S. flag background Fee required (see dol.wa.gov for current fees) Complete this section if you selected the Armed Forces plate: 1. Branch shown on plate (<i>select one</i>) <input type="checkbox"/> Army <input type="checkbox"/> Navy <input type="checkbox"/> Air Force <input type="checkbox"/> Marines <input type="checkbox"/> Coast Guard <input type="checkbox"/> National Guard 2. Free decal (<i>select one</i>) <input type="checkbox"/> Veteran <input type="checkbox"/> Disabled veteran <input type="checkbox"/> Army retired <input type="checkbox"/> Retired <input type="checkbox"/> Army Guard <input type="checkbox"/> Active duty <input type="checkbox"/> Air Guard <input type="checkbox"/> Fallen hero <input type="checkbox"/> Reserves <input type="checkbox"/> Gold Star <input type="checkbox"/> Family			Vehicle licensing office or Special Plate Unit	Yes
Step 3-Declaration of Fact				
I certify that I am eligible for a military license plate because I am:				
<input type="checkbox"/> Veteran <input type="checkbox"/> Active duty military <input type="checkbox"/> Family member of a deceased veteran <input type="checkbox"/> Reservist <input type="checkbox"/> National Guard member <input type="checkbox"/> Family member of a qualified veteran or military member				
Date and place (city or county) signed		X Applicant signature		
Attach required documents and applicable fees in a check or money order, payable to Department of Licensing:				
All plates available from Special Plate Unit (mail only): Send to: Special Plate Unit, Dept of Licensing PO Box 9909 Olympia, WA 98507-8500		Plates available at vehicle licensing offices (Pearl Harbor and Armed Forces only): Take or mail this form to any vehicle licensing office		

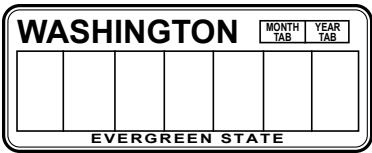
Step 4–Personalized Plate–complete ONLY if requesting a personalized plate

Personalized plate instructions

- Check to see if your plate is available at dol.wa.gov. Certain letter and number combinations are not allowed.
- List plate choice in order of preference.
- Characters:
- You can use letters, numbers, dashes, or spaces. You cannot use unusual characters: #, %, &, @, etc. Spaces and dashes are considered characters; leave a box empty to indicate a space.
- Clearly show the letter or number characters “I,” “1,” “O,” or “0” (zero). Because of similarities with “I” or “1” and “O” or “0” (zero), we treat them as the same. If one version already exists, you won’t be able to use the other. For example, ROOT = R00T and SING = S1NG.
- Enter the meaning of the plate
- Unacceptable plates include those which may be: sexual or vulgar in nature; blasphemous; misleading; related to illegal substances; implying ethnic, lifestyle, or gender slurs; or are contrary to our mission to promote highway safety.
- Complaints may result in the cancellation of a personalized plate.
- We will make the plate exactly as indicated on the application.
- Allow at least 8 weeks to receive your plates.

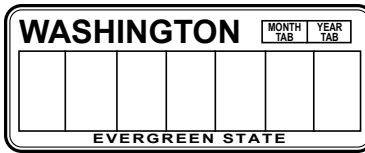
Standard-size plates have 1-7 characters; motorcycle and small trailer plates have 1-6 characters.

Plate choices

1. 

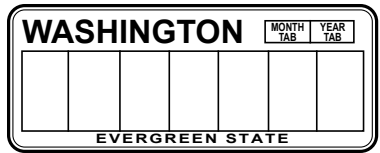
Meaning:

Alignment: Left Right Center

2. 

Meaning:

Alignment: Left Right Center

3. 

Meaning:

Alignment: Left Right Center

If none of the above personalized plate choices are processed, please issue a full refund.

Step 5–Disabled Parking Privilege–complete ONLY if you require disabled parking privileges

If you also require disabled parking privileges, complete the [Disabled Parking Application for Individuals](#) (form TD-420-073).

Mail to the Special Plate Unit:

Special Plate Unit
Department of Licensing
PO Box 9909
Olympia, WA 98507-8500

Include the following:

- Completed Military License Plate Application and required documents
- Completed Disabled Parking Application for Individuals
- Signed authorization from your healthcare provider
- Applicable fees in a check or money order, payable to Department of Licensing

NOTE: You may have other disabled parking options, contact Customer Service at 360.902.3770 for additional information.